

# 35mm Camera Feature Worksheet

Name: \_\_\_\_\_

Class: \_\_\_\_\_

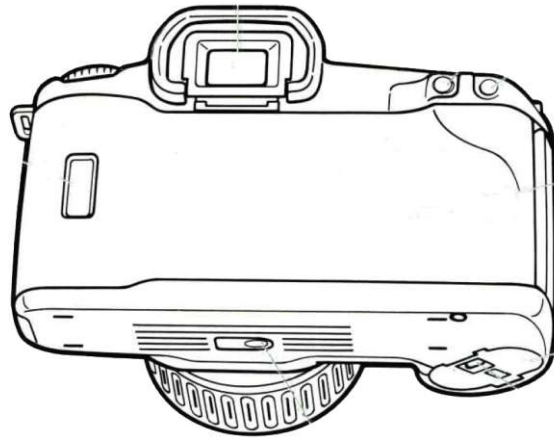

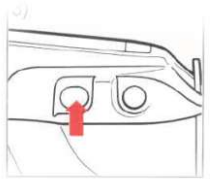
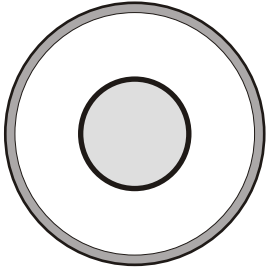
Date: \_\_\_\_\_

Camera Manufacturer: \_\_\_\_\_

Camera model: \_\_\_\_\_

Date Manufactured: \_\_\_\_\_

Lens: (Zoom) (Fixed) Focal Length \_\_\_\_\_ Aperture \_\_\_\_\_




- 1) Back Cover Release (Knob)  
(Switch)(Lever) \_\_\_\_\_ ○ Lock lever
- 2) On-Off switch (describe how it turns on and off)

- 
- 3) Battery Type: \_\_\_\_\_
  - 4) Battery location
  - 5) Shutter Speed control
  - 6) Film Speed (ISO) setting
  - 7) Shutter release
  - 8) cable release socket
  - 9) Double exposure button
  - 10) Viewfinder eyepiece ○ Diopter adjustment ○ Eyepiece shutter
  - 11) Rewind button
  - 12) Exposure compensation control
  - 13) Self timer

- 14) Flash Shoe ○ (Hot Shoe?)
- 15) Flash cord socket
- 16) Depth of field preview
- 17) Mirror lockup
- 18) Lens release control




Top LCD View View



## Lens Features

- 19) Focusing ring
- 20) Aperture ring
- 21) Distance Scale
- 22) F/stop scale

Back LCD View View



Viewfinder View

